
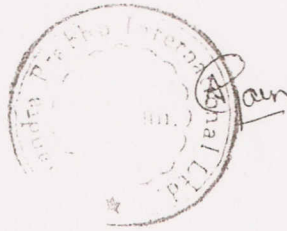


		Statement Showing Shareholding Pattern							
Name of the Company :		CHANDRA PRABHU INTERNATIONAL LTD							
Scrip Code :		530309	Quarter Ended : 30th September, 2009						
Category code	Category of Shareholder	Number of Shareholders	Total number of shares	Number of shares held in dematerialized form	Total shareholding as a percentage of total number of shares		Shares Pledged or otherwise encumbered		
					As a percentage of(A+B) ¹	As a percentage of (A+B+C)	Number of shares	As a percentage	
(A)	Shareholding of Promoter and Promoter Group ²								
1	Indian								
(a)	Individuals/ Hindu Undivided Family	15	1,566,241	1,566,241	42.37	42.37	-	-	
(b)	Central Government/ State Government(s)						-	-	
(c)	Bodies Corporate	-	-	-	-	-	-	-	
(d)	Financial Institutions/ Banks	-	-	-	-	-	-	-	
(e)	Any Others(Specify)	-	-	-	-	-	-	-	
(e-i)		-	-	-	-	-	-	-	
(e-ii)		-	-	-	-	-	-	-	
							-	-	
	Sub Total(A)(1)	15	1,566,241	1,566,241	42.37	42.37	-	-	
2	Foreign								
a	Individuals (Non-Residents Individuals/ Foreign Individuals)	-	-	-	-	-	-	-	
b	Bodies Corporate	-	-	-	-	-	-	-	
c	Institutions	-	-	-	-	-	-	-	
d	Any Others(Specify)	-	-	-	-	-	-	-	
d-i		-	-	-	-	-	-	-	
d-ii		-	-	-	-	-	-	-	
	Sub Total(A)(2)	-	-	-	-	-	-	-	
	Total Shareholding of Promoter and Promoter Group (A)= (A)(1)+(A)(2)	15	1,566,241	1,566,241	42.37	42.37	-	-	
(B)	Public shareholding								
1	Institutions								
(a)	Mutual Funds/ UTI	-	-	-	-	-	-	-	
(b)	Financial Institutions/ Banks	-	-	-	-	-	-	-	
(c)	Central Government/ State Government(s)	-	-	-	-	-	-	-	
(d)	Venture Capital Funds	-	-	-	-	-	-	-	
(e)	Insurance Companies	-	-	-	-	-	-	-	
(f)	Foreign Institutional Investors	-	-	-	-	-	-	-	
(g)	Foreign Venture Capital Investors	-	-	-	-	-	-	-	
(h)	Any Other (specify)	-	-	-	-	-	-	-	



(h-i)		-	-	-	-	-	-	-
(h-ii)		-	-	-	-	-	-	-
	Sub-Total (B)(1)	-	-	-	-	-	-	-
B 2	Non-institutions							
(a)	Bodies Corporate	108	446,818	366318	12.08	12.08	-	-
(b)	Individuals							
I	Individuals -i. Individual shareholders holding nominal share capital up to Rs 1 lakh	1928	1,320,363	1206248	35.71	35.71	-	-
II	ii. Individual shareholders holding nominal share capital in excess of Rs. 1 lakh.	13	361,608	361,608	9.78	9.78	-	-
(c)	Any Other (specify)							
(c-i)	<i>Non Resident Indians</i>	4	2,970	2970	0.08	0.08	-	-
(c-ii)								
	Sub-Total (B)(2)	2053	2131759	1937144	57.65	57.65	-	-
(B)	Total Public Shareholding (B)= (B)(1)+(B)(2)	2,053	2,131,759	1,937,144	57.65	57.65	-	-
	TOTAL (A)+(B)	2,068	3,698,000	3,503,385	100	100	-	-
(C)	Shares held by Custodians and against which Depository Receipts have been issued	-	-	-	-	-	-	-
	GRAND TOTAL (A)+(B)+(C)	2,068	3,698,000	3,503,385	100	100	-	-



(I)(d) Statement showing details of locked-in shares

Sr. No.	Name of the shareholder	Number of locked-in shares	Locked-in shares as a percentage of total number of shares {i.e., Grand Total (A)+(B)+(C) indicated in Statement at para (I)(a) above}
1	N.A	NIL	NA
TOTAL	N.A	NIL	NA

(II)(a) Statement showing details of Depository Receipts (DRs)

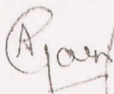
Sr. No.	Type of outstanding DR (ADRs, GDRs, SDRs, etc.)	Number of outstanding DRs	Number of shares underlying outstanding DRs	Shares underlying outstanding DRs as a percentage of total number of shares {i.e., Grand Total (A)+(B)+(C) indicated in Statement at para (I)(a) above}
1	NIL	NIL	NIL	NIL
TOTAL	NIL	NIL	NIL	NIL

(II)(b) Statement showing Holding of Depository Receipts (DRs), where underlying shares are in excess of 1% of the total number of shares

Sr. No.	Name of the DR Holder	Type of outstanding DR (ADRs, GDRs, SDRs, etc.)	Number of shares underlying outstanding DRs	Shares underlying outstanding DRs as a percentage of total number of shares {i.e., Grand Total (A)+(B)+(C) indicated in Statement at para (I)(a) above}
1	NIL	NIL	NIL	NIL
TOTAL	NIL	NIL	NIL	NIL

NOTE Shareholding of 'Person Acting in Concert' has been included under category of 'Public Shareholding' under subcategory of 'Corporate Body' as per advise/direction of the echange.

For CHANDRA PRABHU INTERNATIONAL LIMITED


MANAGING DIRECTOR

